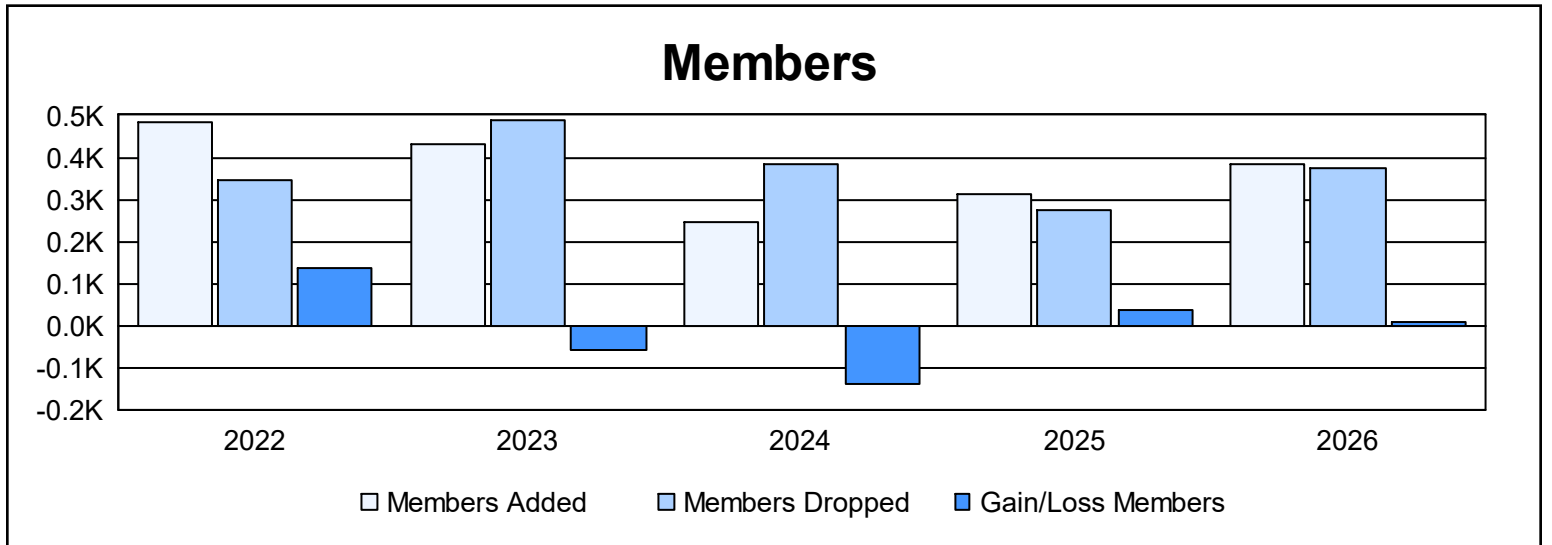
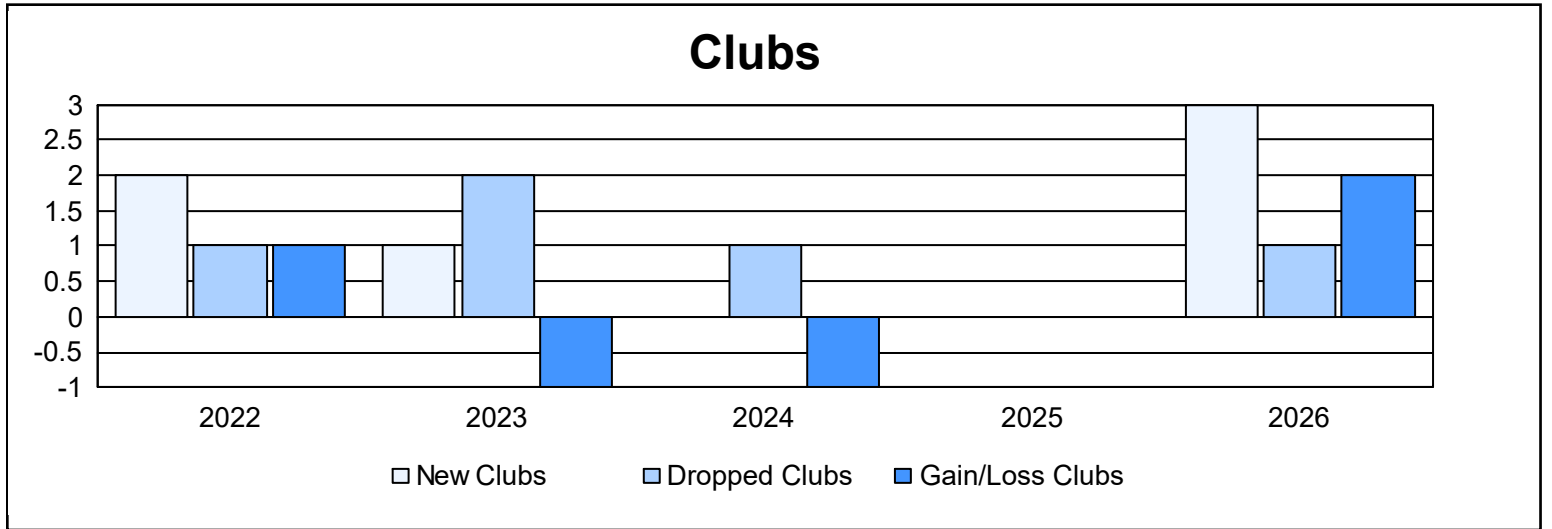
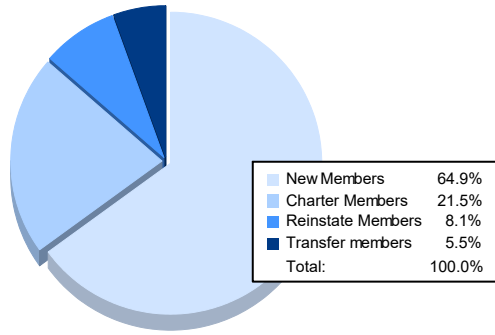


Year	New Clubs	Dropped Clubs	Gain/ Loss Clubs	New Members	Charter Members	Reinstate Members	Transfer Members	Total Member Added	Total Members Dropped	Gain/ Loss Members
2021-2022	2	1	1	390	44	44	5	483	347	136
2022-2023	1	2	-1	358	26	42	6	432	488	-56
2023-2024	0	1	-1	198	5	37	5	245	385	-140
2024-2025	0	0	0	255	0	55	1	311	272	39
2025-2026	3	1	2	248	82	31	21	382	376	6
<b>Average</b>	<b>1</b>	<b>1</b>	<b>0</b>	<b>290</b>	<b>31</b>	<b>42</b>	<b>8</b>	<b>371</b>	<b>374</b>	<b>-3</b>



### Membership Composition May 2026 Cumulative



### Gender Composition May 2026 Cumulative

